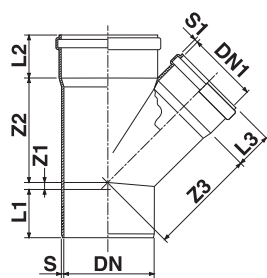











Derivazione 45° M/F - Branch 45° D/S

Abzweige 45° - Derivación 45° M/H - Embranchement 45° M/F
T-Stuk 45° mof-spie



DN	DN1	S	S1	Z1	Z2	Z3	L1	L2	L3	Codice / Ref. RAL 7037 Grigio/Grey (* ) 	Codice / Ref. RAL 8023 Rosso/Red 
110	110	3.2	-	25	140	140	60	50	50	0301142*	0301151
125	110	3.2	3.2	19	147	152	69	62	56	0319242*	0319251
125	125	3.2	-	25	160	160	70	64	64	0801242*	080125E
160	110	4.0	3.2	2	168	176	82	74	56	0311642*	0311651
160	125	4.0	3.2	12	180	185	83	74	62	0313642*	0313651
160	160	4.0	-	38	205	205	83	71	71	0301642*	0301651
200	110	4.9	3.2	17	191	200	100	86	56	0313542*	0313551
200	125	4.9	3.2	7	201	212	100	86	62	0313742*	0313751
200	160	4.9	4.0	18	228	232	100	86	74	0312042*	0312051
200	200	4.9	-	45	256	256	100	81	81	0302042*	0302051
250	110	6.2	3.2	-47	251	271	175	103	56	0313352	0313391
250	125	6.2	3.2	-27	217	236	196	98	56	-	D313491
250	160	6.2	4.0	3	250	261	131	103	74	0314052	0314091
250	200	6.2	4.9	24	275	280	134	103	86	0314152	0314191
250	250	6.2	-	57	311	311	134	101	101	0302552	0302591
315	110	7.7	3.2	-79	287	315	190	117	55	1318052	1318051
315	125	7.7	3.2	-69	287	310	180	117	62	1318152	1318151
315	160	7.7	4.0	33	289	306	144	114	75	0314252	0314291
315	200	7.7	4.9	5	317	337	144	114	85	0314352	0314391
315	250	7.7	6.2	28	335	344	156	114	99	D314452	D314491
315	315	7.7	-	73	392	392	144	114	114	1303052	1303091
400	110	9.8	3.2	-130	450	435	165	170	65	1314452	1314451 ▲
400	125	9.8	3.2	-20	430	380	175	145	65	1313352	1313351 ▲
400	160	9.8	4.0	69	319	385	165	170	95	1316652	1316651 ▲
400	200	9.8	4.9	50	355	435	165	180	105	1317752	1317751 ▲
400	250	9.8	6.2	35	440	445	165	180	130	-	D314691 ◆
400	315	9.8	6.9	73	480	530	160	170	135	-	D314791 ◆
400	400	9.8	-	170	510	535	165	175	170	-	N304091 ◆
500	110	10.5	3.2	-185	360	420	180	250	65	1315052*	1315051 ▲
500	125	10.5	3.2	-55	510	457	165	170	65	1315252*	1315251* ▲
500	160	10.5	4.0	-65	450	680	200	250	90	1315352*	1315351 ▲
500	200	10.5	4.9	87	400	575	200	250	110	1315452*	1315451 ▲
500	250	12.3	6.2	-10	510	530	200	250	110	-	D314991 ◆
500	315	12.3	6.9	-45	475	503	200	250	135	-	D315091 ◆
500	400	12.3	9.8	115	615	640	200	250	180	-	D315191 ◆
500	500	12.3	-	240	665	675	200	250	255	-	N305091 ◆

* Disponibile su richiesta per minimi quantitativi / Available on request for minimum order.

 Guarnizione labbro bloccata / Fixed Ring  Guarnizione labbro montata / Lip Ring  Fabbriato / Fabricated  Termoformato / Thermoformed
Always chamfer cut pipe and lubricate all plain ended spigots for perfect push-fit